



District Report Card: 2017


State: Meghalaya	District: North Garo Hills
Class: 8	Subject: Mathematics
Schools: 50	Students: 809


Participation/Coverage


Students

<div>GENDER</div> <div></div>	Boys				Girls			
	Number		%		Number		%	
	371		45.86		438		54.14	

<div>AREA</div> <div></div>	Rural				Urban			
	Number		%		Number		%	
	640		79.11		169		20.89	

<div>CATEGORY</div> <div></div>	SC		ST		OBC		GEN	
	Number	%	Number	%	Number	%	Number	%
	0	0.00	796	98.39	1	0.12	12	1.48

<div>CWSN</div> <div></div>	LD	VI	HI	S&LD	ID	Oth
	0	0	0	0	0	0

<div>Management</div> <div></div>	Government			Government-aided		
	Number		%	Number		%
	308		38.07	501		61.93

Average Performance of Students in Mathematics (%)

Overall	Gender		Area		Management		Social Group			
	Male	Female	Rural	Urban	Govt.	Aided	SC	ST	OBC	GEN
28.61	28.63	28.60	28.71	28.24	26.62	29.83	0.00	28.52	40.00	33.89

Performance on Learning Outcomes (LOs)

Learning Outcomes	Description	Average Performance(%)
M601	Solves problems involving large numbers by applying appropriate operations	34.24
M606	Solves problems on daily life situations involving addition and subtraction of fractions / decimals	25.06
M620	Finds out the perimeter and area of rectangular objects in the surroundings like floor of the class room, surfaces of a chalk box etc.	23.51
M621	Arranges given/collected information in the form of table, pictograph and bar graph and interprets them	27.30
M702	Interprets the division and multiplication of fractions	25.96
M705	Solves problems related to daily life situations involving rational numbers	30.41
M706	Uses exponential form of numbers to simplify problems involving multiplication and division of large numbers	25.86
M707	Adds/subtracts algebraic expressions	31.03
M710	Solves problems related to conversion of percentage to fraction and decimal and vice versa	17.98
M717	Finds out approximate area of closed shapes by using unit square grid/graph sheet	27.30
M719	Finds various representative values for simple data from her/his daily life contexts like mean, median and mode	34.98
M721	Interprets data using bar graph	27.59
M801	Generalizes properties of addition, subtraction, multiplication and division of rational numbers through patterns	26.11
M802	Finds rational numbers between two given rational numbers	20.69
M803	Proves divisibility rules of 2, 3, 4, 5, 6, 9 and 11	31.51
M804	Finds squares, cubes, square roots and cube roots of numbers using different methods	27.83
M808	Uses various algebraic identities in solving problems of daily life	35.71
M812	Verifies properties of parallelogram and establishes the relationship between them through reasoning	20.30
M818	Finds surface area and volume of cuboidal and cylindrical object	43.60
M819	Draws and interprets bar charts and pie charts	38.20

Range of Performance of Students who Answered Correctly							
Below 30%		30% - 50%		50% - 75%		Above 75%	
Number	%	Number	%	Number	%	Number	%
457	56.49	298	36.84	53	6.55	1	0.12

Lowest Performing Learning Outcomes (LOs)

- 1 - Solves problems related to conversion of percentage to fraction and decimal and vice versa (17.98)
- 2 - Verifies properties of parallelogram and establishes the relationship between them through reasoning (20.30)
- 3 - Finds rational numbers between two given rational numbers (20.69)

- 4 - Finds out the perimeter and area of rectangular objects in the surroundings like floor of the class room, surfaces of a chalk box etc. (23.51)
- 5 - Solves problems on daily life situations involving addition and subtraction of fractions / decimals (25.06)